

THE RURAL MUNICIPALITY OF REYNOLDS

Hadashville, Manitoba ROE OXO

Telephone: 426-5305 Fax: 426-5552


FINANCIAL STATEMENT INDEX

GENERAL OPERATING FUND BALANCE SHEET - ASSETS	PAGE 1
GENERAL OPERATING FUND BALANCE SHEET - LIABILITIES	PAGE 2
GENERAL RESERVE FUND BALANCE SHEET	PAGE 3
FIRE EQUIPMENT RESERVE BALANCE SHEET	PAGE 4
GAS TAX RESERVE BALANCE SHEET	PAGE 5
CAPITAL DEVELOPMENT RESERVE BALANCE SHEET	PAGE 6
GENERAL OPERATING FUND REVENUES & EXPENDITURES	PAGE 7 - 15
TAX COLLECTION, AND GENERAL OPERATING FUND - CASH POSITION	PAGE 16


I hereby certify that this return
has been compiled according to the
provisions of "The Municipal Act",
and according to the records of the
Municipality as at

December 31, 2018

Date




Chief Administrative Officer


Financial Assistant

Examined and Referred
to Council

March 12, 2019
Date


(Head of Council)

APPROVED BY RES. 76/19

THE RURAL MUNICIPALITY OF REYNOLDS

Hadashville, Manitoba ROE OXO

Telephone: 426-5305 Fax: 426-5552

FINANCIAL STATEMENT INDEX

GENERAL OPERATING FUND BALANCE SHEET - ASSETS	PAGE 1
GENERAL OPERATING FUND BALANCE SHEET - LIABILITIES	PAGE 2
GENERAL RESERVE FUND BALANCE SHEET	PAGE 3
FIRE EQUIPMENT RESERVE BALANCE SHEET	PAGE 4
GAS TAX RESERVE BALANCE SHEET	PAGE 5
CAPITAL DEVELOPMENT RESERVE BALANCE SHEET	PAGE 6
GENERAL OPERATING FUND REVENUES & EXPENDITURES	PAGE 7 - 15
TAX COLLECTION, AND GENERAL OPERATING FUND - CASH POSITION	PAGE 16

I hereby certify that this return
has been compiled according to the
provisions of "The Municipal Act",
and according to the records of the
Municipality as at

December 31, 2018


Date



Chief Administrative Officer

Examined and Referred
to Council

March 12/19
Date



(Head of Council)

Financial Assistant

APPROVED BY RES. _____

RM of Reynolds**Balance Sheet**

For General Fund (10)

Year End Adjustments, December 31, 2018

Assets**Cash**

10-0000-000-10100	Cash on Hand - Float	100.00
10-0000-000-10101	Cash on Hand - Petty Cash	150.00
10-0000-000-10102	Cash on Deposit - Chequing	542,558.70
10-0000-000-10103	Cash on Deposit - Monthly Savings	112,359.93
10-0000-000-10104	Cash on Deposit - Regular Savings	1,019,427.57
10-0000-000-10107	Deposit Receipts - CU Shares	5.00
10-0000-000-10109	Deposit Receipts - Co-op Shares	10.00
10-0000-000-10181	Land Titles Deposit	403.00
Total Cash		1,675,014.20

Tax Assets

10-0000-000-10111	Taxes on Roll	230,437.54
10-0000-000-10167	Allowance for uncollectible accounts	247.01
10-0000-000-10580	Allow for Uncollectible Tax Assets	94,343.44
Total Tax Assets		325,027.99

Other Receivables

10-0000-000-10158	Acc. Rec. Sundry Receivable	5,406.47
10-0000-000-10161	Fire Call Expense Receivable	8,806.06
10-0000-000-10166	Acc. Rec. GST refund	21,136.85
Total Other Receivables		35,349.38

Inventory & Prepaid Expenses

10-0000-000-10186	Inventory	70,284.80
10-0000-000-10187	Prepaid Amounts	5,126.33
Total Inventory & Prepaid Expenses		75,411.13

Receivable from Province

10-0000-000-10140	Acc. Rec Prov of MB	92,208.03
10-0000-000-10141	Acc. Rec. Prov of MB EPTC	4,900.10
Total Receivable from Province		97,108.13

Tangible Capital Assets

10-0000-000-13000	Land - TCA	76,844.76
10-0000-000-13025	Land Improvements - TCA	47,527.36
10-0000-000-13050	Land Improvements - Accum Amort	(17,345.22)
10-0000-000-13100	Buildings - TCA	366,549.20
10-0000-000-13150	Buildings - Accum Amort	(199,497.12)
10-0000-000-13200	Vehicles, Machiner, Equipment - TCA	359,227.18
10-0000-000-13250	Vehicles Machinery Equipment - Accum Amort	(155,995.45)
10-0000-000-13300	Computer Equip & Software TCA	86,783.05
10-0000-000-13350	Computer Equip - Accum Amort	(69,771.34)
10-0000-000-13500	Streets/Lights/Bridges - TCA	1,391,469.47
10-0000-000-13550	Streets - Accum Amort	(903,030.24)
10-0000-000-13600	Construction in Progress	192,220.80
Total Tangible Capital Assets		1,174,982.45

RM of Reynolds**Balance Sheet**

For General Fund (10)

Year End Adjustments, December 31, 2018

Total Assets	\$	<u>3,382,893.28</u>
--------------	----	---------------------

Liabilities and Fund Balance**Current Liabilities**

10-0000-000-20511	Acc. Pay Public School Finance Board	37,589.98
10-0000-000-20513	Acc. Pay. Special Levy Sunrise S.D.	118,792.61
10-0000-000-20514	Acc.Pay. Special Levy Seine River #14	31,749.40
10-0000-000-20520	Due to/From General Reserve	(9,491.84)
10-0000-000-20521	Due to/From Capital Development Reserve	2,000.00
10-0000-000-20522	Due To/From Gas Tax Reserve	108,030.78
10-0000-000-20523	Due To/From Fire Equip Reserve	(18,933.73)
10-0000-000-20531	Acc. Pay. Trade	195,547.43
10-0000-000-20536	Acc.Pay. MEBP - Pension & LTD	811.55
10-0000-000-20537	Acc. Pay Health & Dental Insurance	(182.41)
10-0000-000-20539	Acc. Pay Misc	14,862.00
10-0000-000-20540	Acc. Pay Source Deductions (income tax, CPP & EI)	2,855.27
10-0000-000-20541	Acc. Pay CPP	1,072.96
10-0000-000-20542	Acc. Pay EI	351.11
10-0000-000-20544	Acc. Pay. Wages Payable	1.49
	Total Current Liabilities	<u>485,056.60</u>

Accrued Liabilities

10-0000-000-20548	Landfill Closed	290.86
	Total Accrued Liabilities	<u>290.86</u>

Deferred Revenue

10-0000-000-20546	Gas Tax Revenue	71,807.00
10-0000-000-20547	Deferred Gas Tax Revenue	424,508.06
	Total Deferred Revenue	<u>496,315.06</u>

Accumulated Surplus

10-0000-000-20590	Nominal Surplus/Current YR Surplus	2,485,627.41
	Total Accumulated Surplus	<u>2,485,627.41</u>
	Total Liabilities	<u>3,467,289.93</u>

Total	<u>.00</u>
Excess of Revenue Over Expenditures	(84,396.65)
Total Fund Balances	<u>(84,396.65)</u>
Total Liabilities and Fund Balances	<u>\$ 3,382,893.28</u>

RM of Reynolds
Balance Sheet

For General Reserve Fund (20)
Year End Adjustments, December 31, 2018

Assets

20-0000-000-11100	Reserve CU Shares	5.00
20-0000-000-12500	Due to/Due from own Funds	(9,491.84)
	Total	<u>(9,486.84)</u>
 Cash		
20-0000-000-10102	Cash on Deposit - Chequing	744,509.64
	Total Cash	<u>744,509.64</u>
 Other Receivables		
	Total Other Receivables	<u>.00</u>
	Total Assets	<u>\$ 735,022.80</u>

Liabilities and Fund Balance

Current Liabilities		
20-0000-000-20520	Due to/From General Reserve	(8,418.32)
	Total Current Liabilities	<u>(8,418.32)</u>
 Accumulated Surplus		
	Total Accumulated Surplus	<u>.00</u>
	Total Liabilities	<u>(8,418.32)</u>
20-0000-000-50000	Fund Balance	726,208.36
	Total	<u>726,208.36</u>
	Excess of Revenue Over Expenditures	17,232.76
	Total Fund Balances	<u>743,441.12</u>
	Total Liabilities and Fund Balances	<u>\$ 735,022.80</u>

**RM of Reynolds
Balance Sheet**

*For Fire Equipment Replacement Reserve Fund (21)
Year End Adjustments, December 31, 2018*

Assets

21-0000-000-12500	Due to/Due from own Funds	(18,933.73)
	Total	<u>(18,933.73)</u>
Cash		
21-0000-000-10102	Cash on Deposit - Chequing	226,162.61
	Total Cash	<u>226,162.61</u>
Other Receivables		
	Total Other Receivables	<u>.00</u>
	Total Assets	<u>\$ 207,228.88</u>

Liabilities and Fund Balance

Current Liabilities		
	Total Current Liabilities	<u>.00</u>
Accumulated Surplus		
	Total Accumulated Surplus	<u>.00</u>
	Total Liabilities	<u>.00</u>
21-0000-000-50000	Fund Balance	203,189.09
	Total	<u>203,189.09</u>
	Excess of Revenue Over Expenditures	4,039.79
	Total Fund Balances	<u>207,228.88</u>
	Total Liabilities and Fund Balances	<u>\$ 207,228.88</u>

RM of Reynolds**Balance Sheet**

For Gas Tax Reserve Fund (22)
Year End Adjustments, December 31, 2018

Assets

22-0000-000-12500	Due to/Due from own Funds	108,030.78
	Total	<u>108,030.78</u>
Cash		
22-0000-000-10102	Cash on Deposit - Chequing	478,479.73
	Total Cash	<u>478,479.73</u>
Other Receivables		
	Total Other Receivables	<u>.00</u>
	Total Assets	<u>\$ 586,510.51</u>

Liabilities and Fund Balance

Current Liabilities		
	Total Current Liabilities	<u>.00</u>
Accumulated Surplus		
	Total Accumulated Surplus	<u>.00</u>
	Total Liabilities	<u>.00</u>
22-0000-000-50000	Fund Balance	578,050.82
	Total	<u>578,050.82</u>
	Excess of Revenue Over Expenditures	8,459.69
	Total Fund Balances	<u>586,510.51</u>
	Total Liabilities and Fund Balances	<u>\$ 586,510.51</u>

RM of Reynolds
Balance Sheet

For Capital Development Reserve Fund (30)
Year End Adjustments, December 31, 2018

Assets

30-0000-000-11100	Reserve CU Shares	5.00
30-0000-000-12500	Due to/Due from own Funds	(3,200.00)
	Total	<u>(3,195.00)</u>
	Cash	
30-0000-000-10102	Cash on Deposit - Chequing	77,264.43
	Total Cash	<u>77,264.43</u>
	Other Receivables	
	Total Other Receivables	<u>.00</u>
	Total Assets	<u>\$ 74,069.43</u>

Liabilities and Fund Balance

	Current Liabilities	
	Total Current Liabilities	<u>.00</u>
	Accumulated Surplus	
	Total Accumulated Surplus	<u>.00</u>
	Total Liabilities	<u>.00</u>
30-0000-000-50000	Fund Balance	72,305.01
	Total	<u>72,305.01</u>
	Excess of Revenue Over Expenditures	1,764.42
	Total Fund Balances	<u>74,069.43</u>
	Total Liabilities and Fund Balances	<u>\$ 74,069.43</u>

RM of Reynolds
Statement of Revenue and Expenditures

Revised Budget
 For General Fund (10)
 For the Fiscal Period 2018-12 Ending December 31, 2018

Account Number		Current Budget	Current Actual	Annual Budget	YTD Actual	Remaining Budget %
Revenues						
10-0800-000-30001	Taxes	\$ 0.00	\$ 0.00	\$ 626,290.93	\$ 626,290.93	0.00%
10-0805-000-30001	Grants-in-Lieu	0.00	0.00	59,714.30	59,714.30	0.00%
10-0810-000-30010	Taxes Added	0.00	157.06	20,000.00	22,833.76	(14.17%)
10-0820-000-30020	Licenses - Raffle, Grey Cup	0.00	0.00	0.00	15.80	0.00%
10-0850-000-30030	Sales of Service - Tax Sale Ad	0.00	0.00	1,500.00	0.00	100.00%
10-0850-000-30050	Sales of Service - Tax Certificat	0.00	240.00	2,000.00	2,300.00	(15.00%)
10-0850-000-30051	Sales of Service - Fire Call Rev	0.00	7,852.88	15,000.00	22,453.76	(49.69%)
10-0850-000-30057	Zoning Fees - Cond. Use, Vari	0.00	(1,000.00)	1,000.00	3,685.00	(268.50%)
10-0850-000-30058	Sales of Service - Mapping	0.00	119.10	500.00	798.10	(59.62%)
10-0850-000-30059	Sales of Service - Miscellaneou	0.00	(25,485.75)	3,582.53	10,961.30	(205.97%)
10-0850-000-30061	Rentals - Agric Leases	0.00	0.00	3,500.00	910.22	73.99%
10-0860-000-30100	Subdivision Fees	0.00	0.00	120.00	0.00	100.00%
10-0880-000-30080	Returns from investments	0.00	14,258.72	30,000.00	35,688.13	(18.96%)
10-0890-000-30090	Tax & Redemption Penalties	0.00	2,272.10	13,000.00	17,462.52	(34.33%)
10-0900-000-30095	Building Permit Fees	0.00	643.12	13,000.00	14,584.38	(12.19%)
10-0910-000-30110	Provincial Municipal Tax Sharin	0.00	0.00	73,000.00	243,555.66	(233.64%)
10-0920-000-30112	Province of Manitoba Roads Gr	0.00	0.00	170,000.00	0.00	100.00%
10-0920-000-30123	Greater Winnipeg Water District	0.00	112,847.86	109,000.00	112,847.86	(3.53%)
10-0920-000-30124	Manitoba Hydro Stat. Grant - an	0.00	25,540.75	25,540.75	25,540.75	0.00%
10-0922-000-30120	Conditional Grants - Infrastructu	0.00	24,284.46	30,000.00	24,284.46	19.05%
10-0922-000-30122	Conditional Grants - Federal/Pr	0.00	26,477.47	100,000.00	26,477.47	73.52%
10-0922-000-30125	Conditional Grants - Federal Ga	0.00	72,702.60	72,702.60	72,702.60	0.00%
10-0940-000-30140	Other Revenue	0.00	3,048.74	150,000.00	3,289.96	97.81%
10-0950-000-30150	Transfer of Accumulated Surplu	0.00	311,771.84	446,000.00	319,963.94	28.26%
10-0950-000-30151	Transfer from General Reserve	0.00	29,491.84	185,000.00	29,491.84	84.06%
10-0950-000-30152	Transfer from Gas Tax Reserve	0.00	69,611.76	55,000.00	69,611.76	(26.57%)
10-0950-000-30153	Transfer from Fire Equipment R	0.00	1,403.76	184,500.00	68,933.73	62.64%
Total General Fund Revenues		\$ 0.00	\$ 676,238.31	\$ 2,389,951.11	\$ 1,814,398.23	24.08%

Expenditures

10-1100-001-41310	Council & Standing Comm. Ind	\$ 604.13	\$ 1,270.40	\$ 7,250.00	\$ 5,595.40	22.82%
10-1100-001-41430	Employer Contribution CPP	8.37	(6.74)	100.00	44.52	55.48%
10-1100-001-42110	Council & Standing Kilometer E	129.13	213.02	1,550.00	689.57	55.51%
10-1100-001-42620	Council & Standing Comm. Me	0.00	0.00	0.00	40.00	0.00%
10-1100-002-41310	Council & Standing Comm. Ind	604.13	1,379.44	7,250.00	7,094.44	2.15%
10-1100-002-42110	Council & Standing Kilometer E	129.13	334.92	1,550.00	1,581.69	(2.04%)
10-1100-003-41310	Council & Standing Comm. Ind	604.13	973.06	7,250.00	6,623.09	8.65%
10-1100-003-41430	Employer Contribution CPP	8.37	17.92	100.00	114.57	(14.57%)
10-1100-003-42110	Council & Standing Kilometer E	129.13	205.71	1,550.00	1,645.71	(6.17%)
10-1100-004-41310	Council & Standing Comm. Mtg	604.13	1,448.80	7,250.00	6,968.86	3.88%
10-1100-004-41430	Employer Contribution CPP	8.37	(6.77)	100.00	40.26	59.74%
10-1100-004-42110	Council & Standing Kilometer E	129.13	298.80	1,550.00	1,854.02	(19.61%)
10-1100-005-41310	Council & Standing Comm. Ind	604.13	6,864.29	7,250.00	6,864.29	5.32%
10-1100-005-41430	Employer Contribution CPP	8.37	56.96	100.00	56.96	43.04%
10-1100-005-42110	Council & Standing Kilometer E	16.63	49.71	200.00	49.71	75.15%
10-1100-006-41310	Council & Standing Comm. Ind	604.13	1,248.18	7,250.00	7,173.18	1.06%

RM of Reynolds
Statement of Revenue and Expenditures
 Revised Budget
 For General Fund (10)
 For the Fiscal Period 2018-12 Ending December 31, 2018

Account Number	Current Budget	Current Actual	Annual Budget	YTD Actual	Remaining Budget %
10-1100-006-41430 Employer Contribution CPP	8.37	(7.11)	100.00	60.68	39.32%
10-1100-006-42110 Council & Standing Kilometer E	16.63	73.50	200.00	105.00	47.50%
10-1100-007-41310 Council & Standing Comm. Ind	604.13	1,252.21	7,250.00	6,977.21	3.76%
10-1100-007-41430 Employer Contribution CPP	0.00	(3.34)	0.00	(3.34)	0.00%
10-1100-007-42110 Council & Standing Kilometer E	79.13	171.25	950.00	894.90	5.80%
10-1100-008-41310 Council & Standing Comm. Ind	770.87	1,531.47	9,250.00	8,566.47	7.39%
10-1100-008-41430 Employer Contribution CPP	8.37	(0.25)	100.00	157.92	(57.92%)
10-1100-008-42110 Council & Standing Kilometer E	79.13	58.33	950.00	705.43	25.74%
10-1100-008-42620 Council & Standing Comm. Me	25.00	136.08	300.00	176.08	41.31%
10-1212-000-41120 CAO Wages	7,000.00	0.00	84,000.00	73,292.34	12.75%
10-1212-000-41130 ACAO Wages	3,416.63	1,022.58	41,000.00	42,187.89	(2.90%)
10-1212-000-41137 Clerk/Financial Assistant	2,520.00	5,862.50	30,240.00	9,441.50	68.78%
10-1212-000-41150 Clerk Wages	0.00	2,553.20	0.00	12,528.88	0.00%
10-1212-000-41410 Employer Contribution MEBP	75.00	0.00	900.00	707.64	21.37%
10-1212-000-41420 Employer contribution M.E.B.P	708.37	(1.17)	8,500.00	6,839.36	19.54%
10-1212-000-41425 Group Insurance MEBP	41.63	0.00	500.00	269.96	46.01%
10-1212-000-41430 Employer Contribution CPP	500.00	(37.49)	6,000.00	4,954.56	17.42%
10-1212-000-41440 Employer Contribution E.I.	208.37	83.12	2,500.00	2,556.38	(2.26%)
10-1212-000-41450 Workers Compensation	166.63	0.00	2,000.00	1,677.78	16.11%
10-1212-000-42110 Staff Education - Mileage	166.63	(31.27)	2,000.00	625.31	68.73%
10-1212-000-42620 Staff Educ. Meals/Accommodat	41.63	(1.90)	500.00	911.18	(82.24%)
10-1212-000-45224 Staff Course/Seminar Registrati	166.63	0.00	2,000.00	914.00	54.30%
10-1215-000-41430 Employer Contribution CPP	9.62	9.39	115.00	113.23	1.54%
10-1215-000-41440 Employer Contribution E.I.	8.37	11.16	100.00	134.47	(34.47%)
10-1215-000-42110 Kilometers - mail, bank, pick up	112.50	180.14	1,350.00	1,869.17	(38.46%)
10-1215-000-42228 Newspaper Subscriptions	0.00	0.00	50.00	46.88	6.24%
10-1215-000-42410 Property Management - clean r	62.50	0.00	750.00	449.47	40.07%
10-1215-000-42414 Office Equip repairs - computer,	416.63	0.00	5,000.00	151.06	96.98%
10-1215-000-42418 Property Mgmt/Equip/Grnds-gra	333.37	0.00	4,000.00	114.52	97.14%
10-1215-000-42630 Hall Rental - all mtgs	41.63	35.83	500.00	459.88	8.02%
10-1215-000-42912 Janitor	482.30	482.30	5,787.60	5,787.60	0.00%
10-1215-000-42914 Sewage Service - tank cleanout	20.87	0.00	250.00	80.00	68.00%
10-1215-000-43122 Telephone/Fax/Cell (Office)	475.00	799.59	5,700.00	6,307.58	(10.66%)
10-1215-000-43400 Hydro (office)	250.00	489.44	3,000.00	3,020.95	(0.70%)
10-1215-000-44120 Coffee Supplies and Groceries	41.63	93.93	500.00	680.73	(36.15%)
10-1215-000-44346 Stationary/Office Supplies	291.63	1,511.39	3,500.00	6,455.95	(84.46%)
10-1215-000-44348 Photocopier Contract	250.00	254.37	3,000.00	1,992.76	33.57%
10-1215-000-44349 Consultant & Tech Fees	1,500.00	16,465.44	18,000.00	31,365.58	(74.25%)
10-1215-000-44350 Computer contract/website	416.63	706.58	5,000.00	14,215.10	(184.30%)
10-1215-000-44410 Janitorial Supplies	20.87	16.18	250.00	133.36	46.66%
10-1215-000-44620 Repair Materials and Parts - Bui	333.37	436.05	4,000.00	8,805.13	(120.13%)
10-1215-000-44810 Minor Equipment	83.37	0.00	1,000.00	34.44	96.56%
10-1215-000-45110 Meals - Council Guests	29.13	0.00	350.00	1,223.57	(249.59%)
10-1216-000-42326 Drafting of By-Laws & Agreeeme	0.00	(8,532.57)	0.00	0.00	0.00%
10-1216-000-42330 Legal Disputes	13,750.00	6,767.51	165,000.00	74,197.10	55.03%
10-1217-000-42312 Audit Fees	15,000.00	13,800.00	15,000.00	15,657.30	(4.38%)
10-1218-000-42218 Printing costs tax statements	0.00	0.00	480.00	467.60	2.58%
10-1218-000-43312 Data Processing Service - down	0.00	0.00	250.00	225.00	10.00%
10-1218-000-45210 Assessment Levy/Ministerial Le	0.00	0.00	44,000.00	43,302.00	1.59%

RM of Reynolds
Statement of Revenue and Expenditures

Revised Budget
 For General Fund (10)
 For the Fiscal Period 2018-12 Ending December 31, 2018

Account Number	Current Budget	Current Actual	Annual Budget	YTD Actual	Remaining Budget %
10-1310-000-41230 Senior Election Official	166.63	405.78	2,000.00	5,301.38	(165.07%)
10-1310-000-41232 Election Officials wages	0.00	0.00	4,000.00	3,316.00	17.10%
10-1310-000-41300 LERCG Training Indemnity	0.00	(645.78)	0.00	0.00	0.00%
10-1310-000-41430 Employer Contribution CPP	4.13	0.00	50.00	63.73	(27.46%)
10-1310-000-41440 Employer Contribution E.I. - SE	8.37	0.00	100.00	66.82	33.18%
10-1310-000-42110 Kilometer Expense	100.00	(44.94)	1,200.00	898.71	25.11%
10-1310-000-42212 Election Advertising costs	83.37	597.62	1,000.00	3,745.53	(274.55%)
10-1310-000-42630 Hall Rental - polls & training	83.37	1,050.00	1,000.00	1,050.00	(5.00%)
10-1310-000-44346 Election Stationary/Office Suppl	0.00	0.00	650.00	1,497.41	(130.37%)
10-1311-001-41310 Education & MOS Indemnity	0.00	0.00	210.00	0.00	100.00%
10-1311-001-41430 Employer Contribution CPP	0.00	0.00	4.00	6.77	(69.25%)
10-1311-001-42110 Education & MOS Kilometer Ex	0.00	0.00	125.00	0.00	100.00%
10-1311-001-42620 Education & MOS Meals & Acc	0.00	0.00	100.00	0.00	100.00%
10-1311-001-45224 Education & MOS RegistrationF	0.00	0.00	250.00	180.00	28.00%
10-1311-002-41310 Education & MOS Indemnity	0.00	0.00	210.00	0.00	100.00%
10-1311-002-42110 Education & MOS Kilometer Ex	0.00	0.00	125.00	0.00	100.00%
10-1311-002-42620 Education & MOS Meals & Acc	0.00	0.00	100.00	0.00	100.00%
10-1311-002-45224 Education & MOS Registration	0.00	0.00	250.00	0.00	100.00%
10-1311-003-41310 Education & MOS Indemnity	0.00	0.00	210.00	0.00	100.00%
10-1311-003-41430 Employer Contribution CPP	0.00	0.00	3.00	0.00	100.00%
10-1311-003-42110 Education & MOS Kilometer Ex	0.00	0.00	125.00	0.00	100.00%
10-1311-003-42620 Education & MOS Meals & Acc	0.00	0.00	100.00	0.00	100.00%
10-1311-003-45224 Education & MOS Registration	0.00	0.00	250.00	0.00	100.00%
10-1311-004-41310 Education Indemnity	0.00	0.00	210.00	0.00	100.00%
10-1311-004-41430 Employer Contribution CPP	0.00	0.00	3.00	0.00	100.00%
10-1311-004-42110 Education & MOS Kilometer Ex	0.00	0.00	125.00	0.00	100.00%
10-1311-004-42620 Education & MOS Meals & Acc	0.00	0.00	100.00	0.00	100.00%
10-1311-004-45224 Education & MOS Registration	0.00	0.00	250.00	0.00	100.00%
10-1311-005-41310 Education & MOS Indemnity	0.00	0.00	210.00	0.00	100.00%
10-1311-005-41430 Employer Contribution CPP	0.00	0.00	3.00	0.00	100.00%
10-1311-005-42110 Education & MOS Kilometer Ex	0.00	0.00	125.00	0.00	100.00%
10-1311-005-42620 Education & MOS Meals & Acc	0.00	0.00	100.00	0.00	100.00%
10-1311-005-45224 Education & MOS Registration	0.00	0.00	250.00	0.00	100.00%
10-1311-006-41310 Education & MOS Indemnity	0.00	0.00	210.00	0.00	100.00%
10-1311-006-41430 Employer Contribution CPP	0.00	0.00	3.00	0.00	100.00%
10-1311-006-42110 Education & MOS Kilometer Ex	0.00	0.00	125.00	0.00	100.00%
10-1311-006-42620 Education & MOS Meals & Acc	0.00	0.00	100.00	0.00	100.00%
10-1311-006-45224 Education & MOS Registration	0.00	0.00	250.00	0.00	100.00%
10-1311-007-41310 Education MOS Indemnity	0.00	0.00	210.00	0.00	100.00%
10-1311-007-42110 Education (MOS) Kilometer Exp	0.00	0.00	125.00	0.00	100.00%
10-1311-007-42620 Education & MOS Meals& Acco	0.00	0.00	100.00	0.00	100.00%
10-1311-007-45224 Education & MOS Registration	0.00	0.00	250.00	0.00	100.00%
10-1311-008-41310 Council Education MOS Indem	0.00	0.00	210.00	266.00	(26.67%)
10-1311-008-41430 Employer Contribution CPP	0.00	0.00	4.00	7.41	(85.25%)
10-1311-008-42110 Education (MOS) Kilometer Exp	0.00	(10.29)	125.00	205.71	(64.57%)
10-1311-008-42620 Education & MOS Meals & Acc	0.00	0.00	100.00	0.00	100.00%
10-1311-008-45224 Education & MOS Registration	0.00	0.00	250.00	180.00	28.00%
10-1321-001-41310 Council Convention Indemnity	0.00	390.00	250.00	780.00	(212.00%)
10-1321-001-41430 Employer Contribution CPP	0.00	6.74	5.00	6.74	(34.80%)

RM of Reynolds

Statement of Revenue and Expenditures

2/25/2019 12:57pm

Revised Budget

For General Fund (10)

For the Fiscal Period 2018-12 Ending December 31, 2018

Account Number		Current Budget	Current Actual	Annual Budget	YTD Actual	Remaining Budget %
10-1321-001-42110	Council Convention KM's	0.00	45.64	125.00	347.14	(177.71%)
10-1321-001-42620	Council Convention Meals/Acco	0.00	688.41	350.00	688.41	(96.69%)
10-1321-001-45224	Convention Registration Fee's	0.00	275.00	245.00	285.00	(16.33%)
10-1321-002-41310	Council Convention Indemnity	0.00	0.00	250.00	0.00	100.00%
10-1321-002-42110	Council Convention KM's	0.00	0.00	125.00	0.00	100.00%
10-1321-002-42620	Council Convention Meals/Acco	0.00	0.00	350.00	0.00	100.00%
10-1321-002-45224	Convention Registration Fee's	0.00	0.00	245.00	0.00	100.00%
10-1321-003-41310	Council Convention Indemnity	0.00	390.00	250.00	650.00	(160.00%)
10-1321-003-41430	Employer Contribution CPP	0.00	7.34	7.00	11.49	(64.14%)
10-1321-003-42110	Council Convention KM's	0.00	55.63	125.00	273.43	(118.74%)
10-1321-003-42620	Council Convention Meals/Acco	0.00	706.00	350.00	716.00	(104.57%)
10-1321-003-45224	Convention Registration Fee's	0.00	275.00	245.00	285.00	(16.33%)
10-1321-004-41310	Council Convention Indemnity	0.00	390.00	250.00	390.00	(56.00%)
10-1321-004-41430	Employer Contribution CPP	0.00	6.77	7.00	6.77	3.29%
10-1321-004-42110	Council Convention KM's	0.00	107.14	125.00	107.14	14.29%
10-1321-004-42620	Council Convention Meals/Acco	0.00	74.11	350.00	74.11	78.83%
10-1321-004-45224	Convention Registration Fee's	0.00	275.00	245.00	275.00	(12.24%)
10-1321-005-41310	Council Convention Indemnity	0.00	0.00	250.00	0.00	100.00%
10-1321-005-41430	Employer Contribution CPP	0.00	0.00	7.00	0.00	100.00%
10-1321-005-42110	Council Convention KM's	0.00	0.00	125.00	0.00	100.00%
10-1321-005-42620	Council Convention Meals/Acco	0.00	0.00	350.00	0.00	100.00%
10-1321-005-45224	Convention Registration Fee's	0.00	0.00	245.00	0.00	100.00%
10-1321-006-41310	Council Convention Indemnity	0.00	390.00	250.00	390.00	(56.00%)
10-1321-006-41430	Employer Contribution CPP	0.00	7.11	7.00	7.11	(1.57%)
10-1321-006-42110	Council Convention KM's	0.00	95.14	125.00	95.14	23.89%
10-1321-006-42620	Council Convention Meals/Acco	0.00	678.50	350.00	678.50	(93.86%)
10-1321-006-45224	Convention Registration Fee's	0.00	275.00	245.00	275.00	(12.24%)
10-1321-007-41310	Council Convention Indemnity	0.00	260.00	250.00	260.00	(4.00%)
10-1321-007-41430	Employer Contribution CPP	0.00	4.38	0.00	4.38	0.00%
10-1321-007-42110	Council Convention KM's	0.00	111.43	125.00	111.43	10.86%
10-1321-007-42620	Council Convention Meals/Acco	0.00	661.54	350.00	661.54	(89.01%)
10-1321-007-45224	Convention Registration Fee's	0.00	275.00	245.00	335.00	(36.73%)
10-1321-008-41310	Council Convention Indemnity	0.00	0.00	250.00	650.00	(160.00%)
10-1321-008-41430	Employer Contribution CPP	0.00	0.00	7.00	0.72	89.71%
10-1321-008-42110	Council Convention KM's	0.00	(31.67)	125.00	633.43	(406.74%)
10-1321-008-42620	Council Convention Meals/Acco	0.00	0.00	350.00	0.00	100.00%
10-1321-008-45224	Convention Registration Fee's	0.00	0.00	245.00	60.00	75.51%
10-1321-009-42620	CAO/ACAO Convention Meals/	0.00	0.00	200.00	0.00	100.00%
10-1330-000-42352	Liability Insurance	0.00	0.00	9,500.00	9,748.60	(2.62%)
10-1330-000-42353	Fire Insurance (office, sheds)	0.00	0.00	850.00	871.53	(2.53%)
10-1330-000-42354	Accident Insurance - Council M	0.00	0.00	400.00	359.64	10.09%
10-1341-001-41310	Committee Indemnity	50.00	0.00	600.00	1,040.00	(73.33%)
10-1341-001-41430	Employer Contribution CPP	0.38	0.00	5.00	2.52	49.60%
10-1341-001-42110	Committee KM's	29.13	(25.33)	350.00	506.57	(44.73%)
10-1341-002-41310	Committee Indemnity	50.00	130.00	600.00	1,590.00	(165.00%)
10-1341-002-42110	Committee KM's	29.13	40.28	350.00	934.23	(166.92%)
10-1341-003-41310	Committee Indemnity	50.00	195.00	600.00	2,435.00	(305.83%)
10-1341-003-41430	Employer Contribution CPP	0.63	2.45	8.00	26.15	(226.88%)
10-1341-003-42110	Committee KM's	29.13	25.40	350.00	1,184.10	(238.31%)

RM of Reynolds
Statement of Revenue and Expenditures
 Revised Budget
 For General Fund (10)
 For the Fiscal Period 2018-12 Ending December 31, 2018

Account Number	Current Budget	Current Actual	Annual Budget	YTD Actual	Remaining Budget %
10-1341-004-41310 Committee Indemnity	50.00	0.00	600.00	455.00	24.17%
10-1341-004-41430 Employer Contribution CPP	0.37	0.00	4.00	6.53	(63.25%)
10-1341-004-42110 Committee KM's	29.13	(20.36)	350.00	407.14	(16.33%)
10-1341-005-41310 Committee Indemnity	50.00	0.00	600.00	0.00	100.00%
10-1341-005-41430 Employer Contribution CPP	0.37	0.00	4.00	0.00	100.00%
10-1341-005-42110 Committee KM's	29.13	0.00	350.00	0.00	100.00%
10-1341-006-41310 Committee Indemnity	50.00	0.00	600.00	1,170.00	(95.00%)
10-1341-006-41430 Employer Contribution CPP	0.37	0.00	4.00	13.82	(245.50%)
10-1341-006-42110 Committee KM's	25.00	(1.29)	300.00	25.71	91.43%
10-1341-007-41310 Committee Indemnity	50.00	220.00	600.00	945.00	(57.50%)
10-1341-007-41430 Employer Contribution CPP	0.00	(1.04)	0.00	(1.04)	0.00%
10-1341-007-42110 Committee KM's	29.13	295.13	350.00	901.34	(157.53%)
10-1341-008-41310 Committee Indemnity	166.63	93.75	2,000.00	2,206.25	(10.31%)
10-1341-008-41430 Employer Contribution CPP	2.12	0.25	25.00	28.22	(12.88%)
10-1341-008-42110 Committee KM's	83.37	68.88	1,000.00	1,062.48	(6.25%)
10-1341-008-42620 Committee Meals/Accom.	12.50	(3.67)	150.00	73.33	51.11%
10-1341-009-41310 Committee Indemnity	0.00	0.00	200.00	0.00	100.00%
10-1360-000-41110 OGG VLT Grants	1,250.00	5,200.00	15,000.00	13,038.00	13.08%
10-1360-000-41140 Freight and Cartage charges	16.63	210.20	200.00	243.45	(21.73%)
10-1360-000-42212 Advertising costs	183.37	1,559.60	2,200.00	6,208.07	(182.19%)
10-1360-000-42218 Printing of RM maps	83.37	0.00	1,000.00	805.05	19.50%
10-1360-000-43300 OGG Miscellaneous	500.00	651.40	6,000.00	3,947.70	34.21%
10-1360-000-44110 Postage Costs	333.37	1,523.61	4,000.00	2,293.42	42.66%
10-1360-000-45224 Membership Fees	416.63	25.00	5,000.00	6,294.50	(25.89%)
10-1360-000-46300 Other Financial Charges	8.37	786.74	100.00	1,294.76	(1194.76%)
10-2400-000-43550 Fire Protection Service - Fire C	500.00	0.00	6,000.00	29,063.87	(384.40%)
10-2400-000-45510 Fire Protection Retainer BBFD	0.00	12,560.00	10,500.00	12,560.00	(19.62%)
10-2410-000-43550 Fire Protection Service Whitem	541.63	0.00	6,500.00	3,986.48	38.67%
10-2410-000-45510 Fire Protection Retainer White	0.00	0.00	8,000.00	8,000.00	0.00%
10-2420-000-43550 Fire Protection Service Ste. An	833.37	7,872.36	10,000.00	24,383.05	(143.83%)
10-2420-000-45510 Fire Protection Retainer Ste. An	0.00	0.00	2,400.00	2,400.00	0.00%
10-2430-000-43550 Fire Protection Service Springfi	250.00	0.00	3,000.00	0.00	100.00%
10-2430-000-45510 Fire Protection Retainer Springf	0.00	0.00	10,500.00	10,500.00	0.00%
10-2440-000-40020 Fire Inspection costs	0.00	0.00	1,200.00	0.00	100.00%
10-2440-000-40500 911 signs & mapping	0.00	0.00	1,000.00	0.00	100.00%
10-2440-000-41000 Brandon 911 fee	0.00	0.00	5,000.00	5,632.98	(12.66%)
10-2440-000-41140 Freight and Cartage charges	8.37	44.55	100.00	44.55	55.45%
10-2440-000-41310 FF Training Indemnity	800.00	1,712.73	9,600.00	13,066.23	(36.11%)
10-2440-000-41320 Indemnity Fire Calls	1,250.00	(1,537.25)	15,000.00	13,935.45	7.10%
10-2440-000-41330 Indemnity Other	916.63	2,412.76	11,000.00	15,949.54	(45.00%)
10-2440-000-41340 Indemnities - Conv/Deleg/Cours	83.37	0.00	1,000.00	0.00	100.00%
10-2440-000-41350 Fire Chief/Dep. Chief Monthly In	350.00	368.36	4,200.00	4,218.36	(0.44%)
10-2440-000-41430 Employer Contribution CPP	16.63	5.56	200.00	413.70	(106.85%)
10-2440-000-41440 Employer Contribution E.I.	7.50	(1.62)	90.00	87.12	3.20%
10-2440-000-42110 FF Training Km's	125.00	106.40	1,500.00	1,763.23	(17.55%)
10-2440-000-42115 License & Medical fees & kms	50.00	0.00	600.00	428.40	28.60%
10-2440-000-42118 CPR/First Aid Course - all exp	83.37	0.00	1,000.00	0.00	100.00%
10-2440-000-42119 Live Fire Training	166.63	0.00	2,000.00	0.00	100.00%
10-2440-000-42120 Kms Fire Calls	208.37	(651.00)	2,500.00	760.65	69.57%

RM of Reynolds
Statement of Revenue and Expenditures

Revised Budget
 For General Fund (10)
 For the Fiscal Period 2018-12 Ending December 31, 2018

Account Number	Current Budget	Current Actual	Annual Budget	YTD Actual	Remaining Budget %
10-2440-000-42130 Kms Other	208.37	312.92	2,500.00	2,579.57	(3.18%)
10-2440-000-42140 Kilmometers - Conven/Deleg/C	20.87	0.00	250.00	0.00	100.00%
10-2440-000-42418 Fire Hall Site Mtnc - grass, sn	208.37	470.00	2,500.00	1,480.00	40.80%
10-2440-000-42550 Insurance - Vehicle - HED; MPI	300.00	0.00	3,600.00	2,742.53	23.82%
10-2440-000-42560 Insurance - Vol. Firefighters	0.00	0.00	1,850.00	1,816.17	1.83%
10-2440-000-42561 Insurance - Fire Hall & furniture	0.00	0.00	1,200.00	1,216.48	(1.37%)
10-2440-000-42562 Insurance - Fire Equipment	0.00	0.00	1,100.00	1,482.80	(34.80%)
10-2440-000-42620 Fire Call Meals	83.37	5.03	1,000.00	248.23	75.18%
10-2440-000-42660 Equipment rental	125.00	0.00	1,500.00	0.00	100.00%
10-2440-000-42914 Sewage Service - tank cleanout	0.00	0.00	350.00	190.00	45.71%
10-2440-000-43122 Telephone/Fax/Cell	458.37	597.56	5,500.00	6,037.80	(9.78%)
10-2440-000-43300 Vehicle Repairs	583.37	210.70	7,000.00	2,657.19	62.04%
10-2440-000-43305 Mechanic Services	500.00	1,690.12	6,000.00	3,446.18	42.56%
10-2440-000-43310 Equipment Repairs	166.63	0.00	2,000.00	1,083.39	45.83%
10-2440-000-43320 Refill BA's & Fire Extinguishers	125.00	0.00	1,500.00	0.00	100.00%
10-2440-000-43350 Vehicle Fuel & Oil	333.37	668.26	4,000.00	3,334.69	16.63%
10-2440-000-43400 Hydro	666.63	878.71	8,000.00	7,695.41	3.81%
10-2440-000-44346 Stationary/Office Supplies	50.00	660.28	600.00	2,025.16	(237.53%)
10-2440-000-44410 Janitorial Supplies	16.63	0.00	200.00	497.12	(148.56%)
10-2440-000-44420 Fire Hall Caretaker	312.70	0.00	3,752.40	3,540.00	5.66%
10-2440-000-44620 Repair Materials and Parts - Bui	333.37	246.30	4,000.00	1,583.02	60.42%
10-2440-000-44810 Minor Equipment	500.00	1,617.83	6,000.00	5,696.03	5.07%
10-2440-000-45000 Jackets & Appreciation	250.00	0.00	3,000.00	923.40	69.22%
10-2440-000-45110 Conven/Deleg/Courses Meals	41.63	0.00	500.00	0.00	100.00%
10-2440-000-45130 Meals Other	125.00	1,028.05	1,500.00	1,151.52	23.23%
10-2440-000-45224 Registration Fee's	125.00	0.00	1,500.00	1,800.00	(20.00%)
10-2520-000-41300 LERCG Training Indemnity	375.00	790.93	4,500.00	5,011.68	(11.37%)
10-2520-000-41316 EOC Coordinator Office Work &	83.37	1,092.50	1,000.00	4,178.75	(317.88%)
10-2520-000-41430 Employer Contribution CPP	0.00	175.33	0.00	204.41	0.00%
10-2520-000-41440 Employer Contribution E.I.	2.12	46.42	25.00	207.33	(729.32%)
10-2520-000-42105 LERCG Training kms	208.37	63.72	2,500.00	1,731.69	30.73%
10-2520-000-42115 Plan Updating Kms & Meals	125.00	146.79	1,500.00	221.99	85.20%
10-2520-000-42540 Equipment Rentals	416.63	0.00	5,000.00	0.00	100.00%
10-2520-000-44220 Sand for sandbagging	416.63	0.00	5,000.00	0.00	100.00%
10-2520-000-44346 Stationary/Office Supplies	0.00	0.00	50.00	140.77	(181.54%)
10-2520-000-44354 Sandbags & plastic	333.37	0.00	4,000.00	200.88	94.98%
10-2520-000-45224 Course Registration Fees	0.00	0.00	550.00	0.00	100.00%
10-2640-000-42920 Enforcement Retainer fees	666.63	1,000.00	8,000.00	4,445.00	44.44%
10-2640-000-42922 Impound and Boarding fees	0.00	0.00	0.00	360.00	0.00%
10-3201-001-41310 Road Inspection Indemnity	83.37	0.00	1,000.00	0.00	100.00%
10-3201-001-41430 Employer Contribution CPP	1.63	0.00	20.00	0.00	100.00%
10-3201-001-42110 Road Inspection Kilometers	83.37	0.00	1,000.00	0.00	100.00%
10-3201-001-42620 Road Inspection Meals	0.00	0.00	18.75	0.00	100.00%
10-3201-002-41310 Road Inspection Indemnity	83.37	0.00	1,000.00	30.00	97.00%
10-3201-002-42110 Road Inspection Kilometers	62.50	(0.94)	750.00	18.86	97.49%
10-3201-002-42620 Road Inspection Meals	0.00	0.00	18.75	0.00	100.00%
10-3201-003-41310 Road Inspection Indemnity	83.37	0.00	1,000.00	22.50	97.75%
10-3201-003-41430 Employer Contribution CPP	1.63	0.00	20.00	0.79	96.05%
10-3201-003-42110 Road Inspection Kilometers	83.37	(2.24)	1,000.00	44.76	95.52%

RM of Reynolds
Statement of Revenue and Expenditures
 Revised Budget
 For General Fund (10)
 For the Fiscal Period 2018-12 Ending December 31, 2018

Account Number	Current Budget	Current Actual	Annual Budget	YTD Actual	Remaining Budget %	
10-3201-003-42620	Road Inspection Meals	0.00	0.00	18.75	0.00	100.00%
10-3201-004-41310	Road Inspection Indemnity	83.37	0.00	1,000.00	630.00	37.00%
10-3201-004-41430	Employer Contribution CPP	2.50	0.00	30.00	11.46	61.80%
10-3201-004-42110	Road Inspection Kilometers	104.13	(44.40)	1,250.00	888.10	28.95%
10-3201-004-42620	Road Inspection Meals	0.00	0.00	18.75	0.00	100.00%
10-3201-005-41310	Road Inspection Indemnity	62.50	0.00	750.00	0.00	100.00%
10-3201-005-41430	Employer Contribution CPP	1.63	0.00	20.00	0.00	100.00%
10-3201-005-42110	Road Inspection Kilometers	62.50	0.00	750.00	0.00	100.00%
10-3201-005-42620	Road Inspection Meals	0.00	0.00	18.75	0.00	100.00%
10-3201-006-41310	Road Inspection Indemnity	83.37	0.00	1,000.00	60.00	94.00%
10-3201-006-41430	Employer Contribution CPP	1.63	0.00	20.00	1.54	92.30%
10-3201-006-42110	Road Inspection Kilometers	83.37	(3.64)	1,000.00	72.86	92.71%
10-3201-006-42620	Road Inspection Meals	0.00	0.00	18.75	0.00	100.00%
10-3201-007-41310	Road Inspection Indemnity	83.37	0.00	1,000.00	360.85	63.92%
10-3201-007-42110	Road Inspection Kilometers	83.37	(23.90)	1,000.00	477.95	52.21%
10-3201-007-42620	Road Inspection Meals	0.00	0.00	18.75	0.00	100.00%
10-3201-008-41310	Road Inspection Indemnity	83.37	0.00	1,000.00	0.00	100.00%
10-3201-008-41430	Employer Contribution CPP	0.87	0.00	10.00	0.67	93.30%
10-3201-008-42110	Road Inspection Kilometers	41.63	0.00	500.00	0.00	100.00%
10-3201-008-42620	Road Inspection Meals	0.00	(1.42)	18.75	28.58	(52.43%)
10-3212-000-41310	Public Works Employee wages	4,853.37	4,853.32	58,240.00	55,507.70	4.69%
10-3212-000-41330	Other misc expenses	1,666.63	0.00	20,000.00	770.43	96.15%
10-3212-000-41410	Employer Contribution MEBP	41.29	41.26	495.04	471.44	4.77%
10-3212-000-41420	Employer contribution MEBP P	405.13	402.82	4,862.00	4,602.77	5.33%
10-3212-000-41425	Group Insurance MEBP	8.37	(64.45)	100.00	53.57	46.43%
10-3212-000-41430	Employer Contribution CPP	216.15	254.70	2,593.80	2,571.81	0.85%
10-3212-000-41440	Employer Contribution E.I.	71.50	25.56	858.22	1,201.47	(40.00%)
10-3212-000-42110	Public Works Employee Kilome	1,000.00	8,532.21	12,000.00	8,532.21	28.90%
10-3212-000-43122	Telephone/Fax/Cell	54.13	52.00	650.00	312.00	52.00%
10-3212-000-44515	Road Maintenance - Road Rep	2,083.37	1,056.00	25,000.00	22,054.18	11.78%
10-3212-000-44525	Road Maintenance - Grading	9,166.63	9,498.85	110,000.00	74,038.75	32.69%
10-3215-000-40000	Brushing Road sides	4,166.63	11,330.00	50,000.00	43,125.00	13.75%
10-3215-000-41000	Railroad Crossing Mtnce Renni	312.50	279.00	3,750.00	2,790.00	25.60%
10-3215-000-41100	Railroad Crossing Mtnce Ste. R	312.50	558.00	3,750.00	3,348.00	10.72%
10-3215-000-44525	Road Maintenance - Mowing	2,916.63	0.00	35,000.00	35,064.29	(0.18%)
10-3215-000-44550	Maintenance Forestry Rd 13 &	271.63	0.00	3,260.00	3,260.00	0.00%
10-3220-000-44810	Public Works supplies and Min	0.00	85.99	0.00	283.16	0.00%
10-3220-000-45218	Calcium Chloride	0.00	(1,569.23)	50,000.00	42,449.65	15.10%
10-3220-000-45220	Culverts	833.37	1,293.60	10,000.00	6,767.96	32.32%
10-3220-000-45222	Gravel	10,833.37	9,402.60	130,000.00	134,799.74	(3.69%)
10-3220-000-45224	Signs & Posts	333.37	411.16	4,000.00	601.98	84.95%
10-3237-000-40000	Snow & Ice Removal & Sanding	5,416.63	18,955.80	65,000.00	49,715.44	23.51%
10-3250-000-44400	Street Lights Hydro-monthly ch	666.63	1,211.44	8,000.00	7,485.30	6.43%
10-3250-000-44415	Christmas Light expense	500.00	0.00	500.00	0.00	100.00%
10-4330-000-42540	Operating Costs Burn Site - Ric	0.00	20.00	200.00	20.00	90.00%
10-4340-000-42540	Operating Costs Burn Site - Ste	0.00	0.00	750.00	507.50	32.33%
10-4350-000-42540	Operating Costs Burn Site - Mol	0.00	0.00	750.00	230.00	69.33%
10-4360-000-42540	Operating Costs Burn Site - Re	0.00	0.00	350.00	0.00	100.00%
10-4370-000-42540	Operating Costs Burn Site - P/H	0.00	0.00	500.00	485.00	3.00%

RM of Reynolds
Statement of Revenue and Expenditures

Revised Budget
 For General Fund (10)

For the Fiscal Period 2018-12 Ending December 31, 2018

Account Number	Current Budget	Current Actual	Annual Budget	YTD Actual	Remaining Budget %
10-4380-000-42720	0.00	0.00	60.00	60.00	0.00%
10-4390-000-42720	0.00	0.00	60.00	60.00	0.00%
10-4400-000-41000	576.00	1,177.00	6,912.00	7,212.00	(4.34%)
10-4400-000-42000	425.00	850.00	5,100.00	5,100.00	0.00%
10-4400-000-43000	540.00	1,105.00	6,480.00	6,555.00	(1.16%)
10-4400-000-44000	425.00	850.00	5,100.00	5,100.00	0.00%
10-4400-000-45000	1,125.00	1,910.00	13,500.00	11,460.00	15.11%
10-4490-000-40000	0.00	0.00	70,000.00	70,052.07	(0.07%)
10-5370-000-46610	0.00	0.00	5,000.00	5,000.00	0.00%
10-5370-000-46720	0.00	5,079.81	25,000.00	5,079.81	79.68%
10-5420-000-46710	0.00	0.00	15,497.00	15,497.00	0.00%
10-6100-000-41430	45.87	42.28	550.00	413.86	24.75%
10-6100-000-41440	27.12	40.18	325.00	275.64	15.19%
10-6100-000-42212	0.00	0.00	0.00	513.36	0.00%
10-6100-000-44346	0.00	210.00	210.00	528.88	(151.85%)
10-6100-000-44750	0.00	0.00	7,750.00	8,000.00	(3.23%)
10-6100-000-44755	1,250.00	1,728.94	15,000.00	11,860.89	20.93%
10-6100-000-44756	375.00	227.01	4,500.00	3,325.71	26.10%
10-6220-000-42373	333.37	8,545.00	4,000.00	28,821.13	(620.53%)
10-6220-000-45700	250.00	0.00	3,000.00	0.00	100.00%
10-7123-000-41310	0.00	0.00	1,000.00	0.00	100.00%
10-7123-000-42110	0.00	0.00	400.00	0.00	100.00%
10-7123-000-45210	0.00	0.00	5,000.00	0.00	100.00%
10-7124-000-40000	2,083.37	4,890.60	25,000.00	15,839.80	36.64%
10-7124-000-42373	0.00	3,282.15	0.00	3,282.15	0.00%
10-7124-000-42530	0.00	0.00	0.00	1,375.12	0.00%
10-7124-000-44720	333.37	0.00	4,000.00	4,092.50	(2.31%)
10-7124-000-44770	41.63	0.00	500.00	50.00	90.00%
10-7400-000-41000	1,666.63	0.00	20,000.00	4,586.24	77.07%
10-7410-000-40000	166.63	0.00	2,000.00	0.00	100.00%
10-7410-000-45224	0.00	0.00	650.00	0.00	100.00%
10-9320-000-45350	0.00	4,818.78	40,000.00	7,723.38	80.69%
10-9320-000-45378	15,000.00	14,670.58	180,000.00	24,439.04	86.42%
10-9320-000-45380	2,500.00	3,400.96	30,000.00	26,436.24	11.88%
10-9320-000-45381	0.00	0.00	154,500.00	44,494.69	71.20%
10-9320-000-45382	0.00	6,720.00	20,000.00	12,000.00	40.00%
10-9320-000-45386	0.00	47,875.11	25,000.00	47,875.11	(91.50%)
10-9320-000-45388	0.00	7,024.00	60,000.00	46,561.11	22.40%
10-9320-000-45389	0.00	0.00	45,000.00	0.00	100.00%
10-9430-000-42500	0.00	459.40	135.45	2,968.98	(2091.94%)
10-9900-000-40000	20,000.00	0.00	20,000.00	20,000.00	0.00%
10-9900-000-41000	50,000.00	0.00	50,000.00	50,000.00	0.00%
10-9900-000-42000	72,702.60	72,702.60	72,702.60	72,702.60	0.00%
Total General Fund Expenditures	\$ 290,386.42	\$ 368,041.53	\$ 2,389,951.11	\$ 1,814,398.23	24.08%
General Fund Excess of Revenues Over Expenditures	\$ (290,386.42)	\$ 308,196.78	\$ 0.00	\$ 0.00	0.00%

RM of Reynolds
Statement of Revenue and Expenditures
 Revised Budget

For the Fiscal Period 2018-12 Ending December 31, 2018

Account Number	Current Budget	Current Actual	Annual Budget	YTD Actual	Remaining Budget %
Total Revenues	\$ 0.00	\$ 676,238.31	\$ 2,389,951.11	\$ 1,814,398.23	24.08%
Total Expenditures	\$ 290,386.42	\$ 368,041.53	\$ 2,389,951.11	\$ 1,814,398.23	24.08%
Total Excess of Revenues Over Expenditures	\$ (290,386.42)	\$ 308,196.78	\$ 0.00	\$ 0.00	0.00%

THE RURAL MUNICIPALITY OF REYNOLDS

FINANCIAL STATEMENT
DECEMBER 31ST, 2018

TAX COLLECTIONS FOR THE MONTH ENDING

DECEMBER 31ST, 2018

	LAST YEAR	THIS YEAR	INCREASE (DECREASE)
Total Taxes Collected to Date	\$ 2,948,778.00	\$ 2,954,273.60	\$ 5,495.60
Total Tax Levy	\$ 3,066,382.67	\$ 3,125,289.27	\$ 58,906.60
Collections as % of Levy	96.16	94.53	

GENERAL OPERATING FUND - CASH POSITION AS OF

DECEMBER 31ST, 2018

	PREVIOUS YEAR MONTH END	CURRENT MONTH	INCREASE (DECREASE)
CASH	\$ 2,024,233.13	\$ 1,675,014.20	\$ (349,218.93)
TOTAL CURRENT LIABILITIES	\$ 323,523.05	\$ 485,056.60	\$ 161,533.55
CASH SURPLUS (DEFICIT)	\$ 1,700,710.08	\$ 1,189,957.60	\$ (510,752.48)